

HOW TO draw atomic Structures

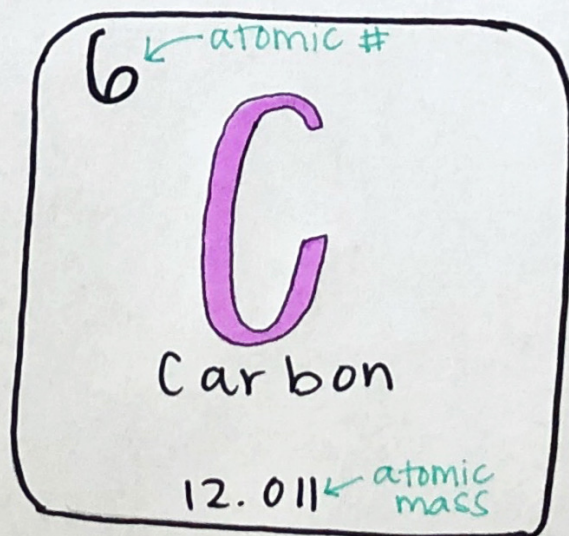
① Determine the number of protons and electrons. Look at the atomic #!

② Do some math!

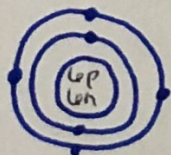
Atomic mass - atomic # = neutrons
(round up if you need to)

③ Place your electrons.


Shell #	# of electrons
1	2e ⁻
2	8e ⁻
3	18e ⁻



Carbon
6 protons & electrons
12 - 6 = 6 neutrons



Neon
10 protons & electrons
20 - 10 = 10 neutrons



Hydrogen

1 proton & electron
1 - 1 = 0 neutrons or you can place 1 neutron

